

HIGHLIFE® COLLECTION

ENVOY®



FreshWater®
Salt System Ready



100% Filtration
SilentFlo Circulation



Moto-Massage® DX



Super Energy
Efficient



Wireless Remote



Polymer Substructure
& Base Pan



Shown with Alpine White Shell
and Charcoal Cabinet

People	Seating	Jets	Voltage
5 Seats	Lounge	55 Jets	230 V

Size
8'4" x 7'7" x 38" | 254 cm x 231 cm x 97 cm


Water Care
FreshWater® Salt System Ready

HIGHLIFE® COLLECTION


ENVOY®




SHELL COLORS



CABINET COLORS



COVER COLORS



CABINET AND SHELL COLOR OPTIONS*

Cabinet Colors	Java	Charcoal	Blackwood	Linen	Brushed Nickel
Shell Colors	Alpine White Ice Gray Ivory Tuscan Sun Pebble	Alpine White Ice Gray Platinum Tuscan Sun Pebble	Alpine White Ice Gray Platinum	Alpine White Ivory Tuscan Sun Pebble	Alpine White Ice Gray Platinum

LEGENDARY MASSAGE

55 Personalized-Control Jets

- 2 Moto-Massage® Seats
- Soothing Stream® Seat
- Precision® Jet Seat
- Captain's Seat

EASY WATER CARE

Water Care System	FreshWater® Salt System Ready
Filtration System	100% No-bypass Filtration Exclusive, High-flow Tri-X® Filters 325 sq. ft. Filtration Area

LEADING ENERGY EFFICIENCY

Jet Pump 1	Wavemaster® 9000; One-speed, 2.5 HP Continuous Duty, 5.2 HP Breakdown Torque
Jet Pump 2	Wavemaster® 9200; Two-speed, 2.5 HP Continuous Duty, 5.2 HP Breakdown Torque
Circulation Pump	SilentFlo 5000® for quiet, continuous filtration
Heater	Titanium No-Fault® 4,000 W / 230 V
Insulation	Multiple Layers of Foam Insulation; Certified to California Energy Commission (CEC) and APSP 14 energy efficiency standards for portable spas
Cover	3.5" to 2.5" tapered, 2 lb. density foam core, with hinge seal

SIZE

Dimensions 8'4" x 7'7" x 38" / 254 cm x 231 cm x 97 cm

CAPACITY

Seating Capacity	5 seats with lounge
Water Capacity	455 gallons / 1,725 liters
Weight	785 lbs. / 355 kg dry; 5,455 lbs. / 2,480 kg filled**

ADDITIONAL FEATURES

Smart Spa Technology	Hot Spring Spas App, Powered by the Connected Spa Kit
Water Feature	BellaFontana® with 3 illuminated arcs of water
Cover Lifters	CoverCradle®, CoverCradle II, Lift 'n Glide®, or UpRite®
Steps	Steps are available to match cabinet colors
Entertainment	Bluetooth® Wireless Sound System (Optional)
Control System	IQ 2020® with wireless remote control 230 V / 50 amp, 60 Hz (Includes G.F.C.I. protected sub-panel)
Lighting System	Luminescence® multi-color four-zone
Cooling System	CoolZone™ (Optional)

*No special orders or shell substitutions available. Actual colors and products may vary from print representation. See dealer to verify.
**Includes water and 5 adults weighing 175 lbs. each.