

HIGHLIFE® COLLECTION

SOVEREIGN®



FreshWater®
Salt System Ready



100% Filtration
SilentFlo Circulation



Moto-Massage® DX



Super Energy
Efficient



Wireless Remote



Polymer Substructure
& Base Pan



*Shown with Alpine White Shell
and Brushed Nickel Cabinet*

People	Seating	Jets	Voltage
5 Seats	Lounge	32 Jets	230 V

Size
6'8" x 7'9" x 33" | 203 cm x 236 cm x 84 cm


Water Care
FreshWater® Salt System Ready

HIGHLIFE® COLLECTION


SOVEREIGN®




SHELL COLORS



CABINET COLORS



COVER COLORS



CABINET AND SHELL COLOR OPTIONS*

Cabinet Colors	Java	Charcoal	Blackwood	Linen	Brushed Nickel
Shell Colors	Alpine White Ice Gray Ivory Tuscan Sun Pebble	Alpine White Ice Gray Platinum Tuscan Sun Pebble	Alpine White Ice Gray Platinum	Alpine White Ivory Tuscan Sun Pebble	Alpine White Ice Gray Platinum

LEGENDARY MASSAGE

32 Personalized-Control Jets

- Moto-Massage® Lounge
- Soothing Stream® Seat
- Precision® Jet Seat
- Hydromassage Seat

EASY WATER CARE

Water Care System	FreshWater® Salt System Ready
Filtration System	100% No-bypass Filtration Exclusive, High-flow Tri-X® Filters 195 sq. ft. Filtration Area

LEADING ENERGY EFFICIENCY

Jet Pump	Wavemaster® 9200; Two-speed, 2.5 HP Continuous Duty, 5.2 HP Breakdown Torque
Circulation Pump	SilentFlo 5000® for quiet, continuous filtration
Heater	Titanium No-Fault® 6,000 W / 230 V
Insulation	Multiple Layers of Foam Insulation; Certified to California Energy Commission (CEC) and APSP 14 energy efficiency standards for portable spas
Cover	3.5" to 2.5" tapered, 2 lb. density foam core, with hinge seal

SIZE

Dimensions 6'8" x 7'9" x 33" / 203 cm x 236 cm x 84 cm

CAPACITY

Seating Capacity 5 seats with lounge
Water Capacity 330 gallons / 1,250 liters
Weight 600 lbs. / 270 kg dry; 4,230 lbs. / 1,920 kg filled**

ADDITIONAL FEATURES

Smart Spa Technology	Hot Spring Spas App, Powered by the Connected Spa Kit
Water Feature	BellaFontana® with 3 illuminated arcs of water
Cover Lifters	CoverCradle®, CoverCradle II, Lift 'n Glide®, or UpRite® (F/B only)
Steps	Steps are available to match cabinet colors
Entertainment	Bluetooth® Wireless Sound System (Optional)
Control System	IQ 2020® with wireless remote control 230 V / 50 amp, 60 Hz (Includes G.F.C.I. protected sub-panel)
Lighting System	Luminescence® multi-color four-zone

*No special orders or shell substitutions available. Actual colors and products may vary from print representation. See dealer to verify.
 **Includes water and 5 adults weighing 175 lbs. each.