

HIGHLIFE® COLLECTION

# JETSETTER®



FreshWater®  
Salt System Ready



100% Filtration  
SilentFlo Circulation



Moto-Massage® DX



Super Energy  
Efficient



Wireless Remote



Polymer Substructure  
& Base Pan



*Shown with Alpine White Shell  
and Blackwood Cabinet*

People	Seating	Jets	Voltage
3 Seats	Lounge	22 Jets	115 V or 230 V

### Size

7' x 5'8" x 33" | 213 cm x 173 cm x 84 cm


### Water Care

FreshWater® Salt System Ready


# HIGHLIFE® COLLECTION JETSETTER®




## SHELL COLORS



## CABINET COLORS



## COVER COLORS



## CABINET AND SHELL COLOR OPTIONS\*

Cabinet Colors	Java	Charcoal	Blackwood	Linen	Brushed Nickel
<b>Shell Colors</b>	Alpine White Ice Gray Ivory Tuscan Sun Pebble	Alpine White Ice Gray Platinum Tuscan Sun Pebble	Alpine White Ice Gray Platinum	Alpine White Ivory Tuscan Sun Pebble	Alpine White Ice Gray Platinum

## LEGENDARY MASSAGE

### 22 Personalized-Control Jets

- Moto-Massage® Lounge
- Soothing Stream® Seat
- Precision® Jet Seat

## EASY WATER CARE

<b>Water Care System</b>	FreshWater® Salt System Ready
<b>Filtration System</b>	100% No-bypass Filtration Exclusive, High-flow Tri-X® Filters 195 sq. ft. Filtration Area

## LEADING ENERGY EFFICIENCY

<b>Jet Pump</b>	Wavemaster® 7000; One-speed, 1.65 HP Continuous Duty, 3.5 HP Breakdown Torque
<b>Circulation Pump</b>	SilentFlo 5000® for quiet, continuous filtration
<b>Heater</b>	Titanium No-Fault® 1,500 W / 115 V or 6,000 W / 230 V
<b>Insulation</b>	Multiple Layers of Foam Insulation; Certified to California Energy Commission (CEC) and APSP 14 energy efficiency standards for portable spas
<b>Cover</b>	3.5" to 2.5" tapered, 1.5 lb. density foam core, with hinge seal

## SIZE

**Dimensions** 7' x 5'8" x 33" / 213 cm x 173 cm x 84 cm

## CAPACITY

<b>Seating Capacity</b>	3 seats with lounge
<b>Water Capacity</b>	245 gallons / 925 liters
<b>Weight</b>	500 lbs. / 225 kg dry; 3,070 lbs. / 1,390 kg filled**

## ADDITIONAL FEATURES

<b>Smart Spa Technology</b>	Hot Spring Spas App, Powered by the Connected Spa Kit
<b>Cover Lifters</b>	CoverCradle®, CoverCradle II, Lift 'n Glide®
<b>Steps</b>	Steps are available to match cabinet colors
<b>Entertainment</b>	Bluetooth® Wireless Sound System (Optional)
<b>Control System</b>	IQ 2020® with wireless remote control 115 V / 20 amp (includes G.F.C.I. protected power cord) or 230 V / 50 amp, 60 Hz***
<b>Lighting System</b>	Luminescence® multi-color four-zone

\*No special orders or shell substitutions available. Actual colors and products may vary from print representation. See dealer to verify.  
\*\*Includes water and 3 adults weighing 175 lbs. each. \*\*\*G.F.C.I. protected sub-panel required in 230 V mode.